



ZEPHYR[®]
T O O L

LOK-FAST

AEROSPACE FASTENER TOOLS

TORQUE CONTROL TOOLS

Torque Control Tools

Torque Control Ordering System	03
Quick Release System (QRS®).....	04-06
 Pistol Grip Tools	
L-Angle Head	
0.25" Thick Head (T2 - T3)	07
0.33" Thick Head (T2 - T4)	08
0.46" Thick Head (T2 - T5)	09
Extended L-Angle Head	
0.25" Thick Head (T2 - T3)	10
0.33" Thick Head (T2 - T4)	11
0.46" Thick Head (T2 - T5)	12
Inline (T2 - T5)	13
 Straight Angle Motor Tools	
Flat Offset	
0.25" Thick Head (T2 - T3)	14
0.33" Thick Head (T2 - T4)	15
0.46" Thick Head (T2 - T5)	16
20Y Offset	
0.25" Thick Head (T2 - T3)	17
0.33" Thick Head (T2 - T4)	18
0.46" Thick Head (T2 - T5)	19
Right Angle 90° (T2 - T5)	20

Copyright ©1989, 1990, 1992, 1995, 1996, 1998, 1999
 All Rights Reserved
 by ZEPHYR MANUFACTURING CO., INC./LOK-FAST

Hi-Lok®
 Hi-Lite®
 Hi-Tigue® are all registered Trademarks of Hi-Shear Corporation

Veri-Lite® is a Trademark of Voi-Shan Corporation

C-Lok™ is a Trademark of Cherry Fasteners

QRS® - Quick Release System is a Registered Trademark of ZEPHYR MANUFACTURING CO., INC./LOK-FAST
 U.S. Patent Number 5,305,666

QRK()™ - Quick Release Key System is a Trademark of ZEPHYR MANUFACTURING CO., INC./LOK-FAST

Jo-Bolt®, Visu-Lok®, Visu-Lok II®, Composi-Lok® and Composi-Lok II® are registered Trademarks of Monogram Aerospace Fasteners.

K-Fast® is a Trademark of Kaynar, A Fairchild Fastener Company.

B-Prime® is a Trademark of Bristol Industries.

Features of Lok-Fast Torque Control Tools

We pride ourselves at making the very best tools on the market. They are easy to use (QRS[®] Sockets) and versatile to meet all your installation and removal needs.

Tools Configurations:

The Lok-Fast Torque Control Tools come in several configurations allowing for the operator to choose the tool best designed for his needs.

Versatility:

All the heads are designed to be 360 degree indexable and give a constant torque at any angle.

Ease of Use:

The QRS[®] Sockets allow for the quick and easy installation and removal of the hex tip with out the need for any other tooling. This eliminates excess down time and keeps the tool on the job longer.

Indexing Feature:

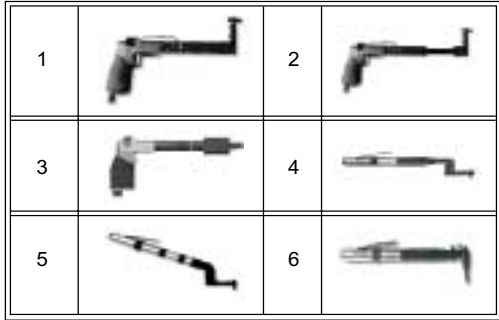
The tools are fully indexable (360°). No extra tooling is required to utilize the indexing mechanism, allowing for quick adjustments and increased versatility.



Torque Control Tool Part Number System

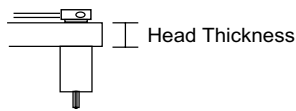
LTC -

STYLE _____



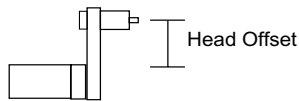
HEAD THICKNESS

2	=	0.25"
3	=	0.33"
4	=	0.46"



HEAD OFFSET

3	=	0.95"
5	=	2.10"
7	=	3.44"
9	=	4.78"



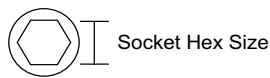
TORQUE RATING*

T2	=	15 to 25 in-lbs
T3	=	26 to 55 in-lbs
T4	=	40 to 80 in-lbs
T5	=	80 to 120 in-lbs

Important to note not all torque ratings are available for all head thicknesses and offsets. Refer to specific tool pages for details.

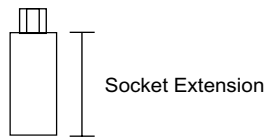
SOCKET HEX SIZE

7/32	=	21
1/4	=	25
9/32	=	28
5/16	=	31
11/32	=	34
3/8	=	37
7/16	=	43



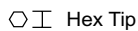
SOCKET EXTENSION

-	=	flush
B	=	0.5
D	=	1.0
F	=	1.5
H	=	2.0
L	=	3.0
P	=	4.0




HEX TIP

5	=	1/16
6	=	5/64
8	=	3/32



Torque Control Tooling Quick Release System[®]



Ordering Information:

1. Select the required *Hex Tip Size*
2. Select the *Socket Hex Size*
3. Select the *Drive Hex Length (w)*
4. Select the *Socket Extension (x)*
5. Combine as shown below

Example: **LTSA25 - 25B5**

LTSA25 ----- 0.25" Long Socket Drive Hex
25 ----- 1/4" Socket Hex
B --- 1/2" Long Extended Socket
5 - 1/16" Hex Key

Hex Tip	Socket Hex	Complete Part #	Socket	Holder	Retaining Shaft
1/16 QRK - 5	7/32	LTSA(w) - 21(x)5	LTS(w) - 21(x)	LTH(w)(x)	LTRS(w)(x)
	1/4	LTSA(w) - 25(x)5	LTS(w) - 25(x)		
	9/32	LTSA(w) - 28(x)5	LTS(w) - 28(x)		
	5/16	LTSA(w) - 31(x)5	LTS(w) - 31(x)		
	11/32	LTSA(w) - 34(x)5	LTS(w) - 34(x)		
5/64 QRK - 6	7/32	LTSA(w) - 21(x)6	LTS(w) - 21(x)	LTH(w)(x)	LTRS(w)(x)
	1/4	LTSA(w) - 25(x)6	LTS(w) - 25(x)		
	9/32	LTSA(w) - 28(x)6	LTS(w) - 28(x)		
	5/16	LTSA(w) - 31(x)6	LTS(w) - 31(x)		
	11/32	LTSA(w) - 34(x)6	LTS(w) - 34(x)		
3/32 QRK - 8TC	3/8	LTSA(w) - 37(x)6	LTS(w) - 37(x)	LTH(w)(x)	LTRS(w)(x)
	5/16	LTSA(w) - 31(x)8	LTS(w) - 31(x)		
	11/32	LTSA(w) - 34(x)8	LTS(w) - 34(x)		
	7/16	LTSA(w) - 43(x)8	LTS(w) - 43(x)		

W	Head Thickness
25	0.25"
33	0.33"
47	0.47"

X	Socket Length
B	0.5"
D	1.0"
F	1.5"
H	2.0"
L	3.0"
P	4.0"

U.S. Patent Number 6,305,666

QRS[®] is a Registered Trademark of Lok-Fast

201 Hindry Avenue - Inglewood, CA 90301-1519
 Phone 310-410-4907 Fax 310-410-2913 zephyr@zephyrtool.com

1.01.01

Torque Control Tooling

Quick Release System[®]

For use with LTC300 Series
 (Inline Pistol Grip)



Ordering Information:

1. Select the required *Hex Tip Size*
2. Select the *Socket Hex Size*
3. Select the *Socket Length (x)*
4. Combine as shown below

Example: **LTSDSA21H5**

LTSDSA ----- Basic Socket Assy
21 ----- 7/32" Socket Hex
H --- 2" Long Extended Socket
5 - 1/16" Hex Key

Hex Tip	Socket Hex	Complete Part #	Socket	Holder	Retaining Shaft
1/16 QRK - 5	7/32	LTSDSA21(x)5	LTSDS21(x)	LTSDH(x)	LTSDRS(x)
	1/4	LTSDSA25(x)5	LTSDS25(x)		
	9/32	LTSDSA28(x)5	LTSDS28(x)		
	5/16	LTSDSA31(x)5	LTSDS31(x)		
	11/32	LTSDSA34(x)5	LTSDS34(x)		
5/64 QRK - 6	7/32	LTSDSA21(x)6	LTSDS21(x)	LTSDH(x)	LTSDRS(x)
	1/4	LTSDSA25(x)6	LTSDS25(x)		
	9/32	LTSDSA28(x)6	LTSDS28(x)		
	5/16	LTSDSA31(x)6	LTSDS31(x)		
	11/32	LTSDSA34(x)6	LTSDS34(x)		
	3/8	LTSDSA37(x)6	LTSDS37(x)		
3/32 QRK - 8TC	5/16	LTSDSA31(x)8	LTSDS31(x)	LTSDH(x)	LTSDRS(x)
	11/32	LTSDSA34(x)8	LTSDS34(x)		
	3/8	LTSDSA37(x)8	LTSDS37(x)		
	7/16	LTSDSA43(x)8	LTSDS43(x)		

X	Socket Length
H	2.0"
P	4.0"



Torque Control Tooling

Quick Release System[®]

For use with LTC600 Series
 (Right Angle)



Ordering Information:

1. Select the required *Hex Tip Size*
2. Select the *Socket Hex Size*
3. Select the *Socket Length (x)*
4. Combine as shown below

Example: **LTRASA21H5**

LTRASA ----- Basic Tool
21 ----- 7/32" Socket Hex
H --- 2" Long Extended Socket
5 - 1/16" Hex Key

Hex Tip	Socket Hex	Complete Part #	Socket	Holder	Retaining Shaft
1/16 QRK - 5	7/32	LTRASA21(x)5	LTRAS21(x)	LTRAH(x)	LTRARS(x)
	1/4	LTRASA25(x)5	LTRAS25(x)		
	9/32	LTRASA28(x)5	LTRAS28(x)		
	5/16	LTRASA31(x)5	LTRAS31(x)		
	11/32	LTRASA34(x)5	LTRAS34(x)		
5/64 QRK - 6	7/32	LTRASA21(x)6	LTRAS21(x)	LTRAH(x)	LTRARS(x)
	1/4	LTRASA25(x)6	LTRAS25(x)		
	9/32	LTRASA28(x)6	LTRAS28(x)		
	5/16	LTRASA31(x)6	LTRAS31(x)		
	11/32	LTRASA34(x)6	LTRAS34(x)		
	3/8	LTRASA37(x)6	LTRAS37(x)		
3/32 QRK - 8TC	5/16	LTRASA31(x)8	LTRAS31(x)	LTRAH(x)	LTRARS(x)
	11/32	LTRASA34(x)8	LTRAS34(x)		
	3/8	LTRASA37(x)8	LTRAS37(x)		
	7/16	LTRASA43(x)8	LTRAS43(x)		



X	Socket Length
D	1.0"
F	1.5"
H	2.0"
L	3.0"
P	4.0"

Torque Control Tooling

LTC12 Series

0.25" Thick Head - (T2 - T3)



Ordering Information:

1. Select the *Head Offset* required (H)
2. Select *Nut Setting Torque* (T)
3. Select the *Socket Hex Size* needed
4. Select the *Socket Length* required (x)
4. Select the *Hex Tip* required
5. Combine Part Numbers as Shown Below

Example Extended Socket

LTC125T2 - 25B5

LTC12 ----- Basic Tool

5 ----- 2.10" Offset

T2 ----- 15 to 25 in-lbs. Torque Range

25 ----- 1/4" Socket Hex

B --- 1/2" Long Extended Socket

5 - 1/16" Hex Tip

(H)	Head Offset
3	0.95"
5	2.10"

(T)	Torque Range
T2	15 to 25 in - lbs
T3	26 to 55 in - lbs

(X)	Socket Length
B	0.5"
D	1.0"
F	1.5"
H	2.0"
L	3.0"
P	4.0"

Tool Data	
Performance Rated @	90 PSI
Air Inlet	1/4 N.P.T.
RPM (free speed)	T2-T3 = 600

Hex Tip	Socket Hex	Complete Part #
1/16	7/32	LTC12(H)(T) - 21(x)5
	1/4	LTC12(H)(T) - 25(x)5
	9/32	LTC12(H)(T) - 28(x)5
	5/16	LTC12(H)(T) - 31(x)5
5/64	11/32	LTC12(H)(T) - 34(x)5
	7/32	LTC12(H)(T) - 21(x)6
	1/4	LTC12(H)(T) - 25(x)6
	9/32	LTC12(H)(T) - 28(x)6
3/32	5/16	LTC12(H)(T) - 31(x)6
	11/32	LTC12(H)(T) - 34(x)6
	3/8	LTC12(H)(T) - 37(x)6
	5/16	LTC12(H)(T) - 31(x)8
3/32	11/32	LTC12(H)(T) - 34(x)8
	3/8	LTC12(H)(T) - 37(x)8
	7/16	LTC12(H)(T) - 43(x)8

Torque Control Tooling

LTC13 Series

0.33" Thick Head - (T2 - T4)



Ordering Information:

1. Select the *Head Offset* required (H)
2. Select *Nut Setting Torque* (T)
3. Select the *Socket Hex Size*
4. Select the *Socket Length* required (x)
4. Select the *Hex Tip* required
5. Combine Part Numbers as Shown Below

Example Extended Socket

LTC135T2 - 25B5

LTC13 ----- Basic Tool
5 ----- 2.10" Offset
T2 ----- 15 to 25 in-lbs. Torque Range
25 ----- 1/4" Socket Hex
B --- 1/2" Long Extended Socket
5 - 1/16" Hex Tip

Example Flush

LTC135T2 - 25 - 5

LTC13 ----- Basic Tool.
5 ----- 2.10" Offset
T2 ----- 15 to 25 in-lbs. Torque Range
25 ----- 1/4" Flush Socket Hex
5 - 1/16 Hex Tip

H	Head Offset
3	0.95"
5	2.10"
7*	3.44"

* Not available above T3

T	Torque Range
T2	15 to 25 in - lbs
T3	26 to 55 in - lbs
T4	40 to 80 in - lbs

X	Socket Length
-	flush
B	0.5"
D	1.0"
F	1.5"
H	2.0"
L	3.0"
P	4.0"

Tool Data	
Performance Rated @	90 PSI
Air Inlet	1/4 N.P.T.
RPM	T2 - T3 = 600 T4 = 400

Hex Tip	Socket Hex	Complete Part #
1/16	7/32	LTC13(H)(T) - 21(x)5
	1/4	LTC13(H)(T) - 25(x)5
	9/32	LTC13(H)(T) - 28(x)5
	5/16	LTC13(H)(T) - 31(x)5
	11/32	LTC13(H)(T) - 34(x)5
5/64	7/32	LTC13(H)(T) - 21(x)6
	1/4	LTC13(H)(T) - 25(x)6
	9/32	LTC13(H)(T) - 28(x)6
	5/16	LTC13(H)(T) - 31(x)6
	11/32	LTC13(H)(T) - 34(x)6
	3/8	LTC13(H)(T) - 37(x)6
3/32	5/16	LTC13(H)(T) - 31(x)8
	11/32	LTC13(H)(T) - 34(x)8
	3/8	LTC13(H)(T) - 37(x)8
	7/16	LTC13(H)(T) - 43(x)8

Torque Control Tooling

LTC14 Series

0.46" Thick Head - (T2 - T5)



Ordering Information:

1. Select the *Head Offset* required (H)
2. Select *Nut Setting Torque* (T)
3. Select the *Socket Hex Size*
4. Select the *Socket Length* required (x)
4. Select the *Hex Tip* required
5. Combine Part Numbers as Shown Below

Example Extended Socket

LTC145T2 - 25B5

LTC14 ----- Basic Tool
 5 ----- 2.10" Offset
 T2 ----- 15 to 25 in-lbs. Torque Range
 25 ----- 1/4" Socket Hex
 B --- 1/2" Long Extended Socket
 5 - 1/16" Hex Tip

Example Flush

LTC145T2 - 25 - 5

LTC14 ----- Basic Tool
 5 ----- 2.10" Offset
 T2 ----- 15 to 25 in-lbs. Torque Range
 25 ----- 1/4" Flush Socket Hex
 5 - 1/16 Hex Tip

H	Head Offset
3	0.95"
5	2.10"
7	3.44"
9	4.78"

T	Torque Range
T2	15 to 25 in - lbs
T3	26 to 55 in - lbs
T4	40 to 80 in - lbs
T5	80 to 120 in - lbs

X	Socket Length
-	flush
B	0.5"
D	1.0"
F	1.5"
H	2.0"
L	3.0"
P	4.0"

Tool Data	
Performance Rated @	90 PSI
Air Inlet	1/4 N.P.T.
RPM (free speed)	T2 - T3 = 600 T4 - T5 = 400

Hex Tip	Socket Hex	Complete Part #
1/16	7/32	LTC14(H)(T) - 21(x)5
	1/4	LTC14(H)(T) - 25(x)5
	9/32	LTC14(H)(T) - 28(x)5
	5/16	LTC14(H)(T) - 31(x)5
	11/32	LTC14(H)(T) - 34(x)5
5/64	7/32	LTC14(H)(T) - 21(x)6
	1/4	LTC14(H)(T) - 25(x)6
	9/32	LTC14(H)(T) - 28(x)6
	5/16	LTC14(H)(T) - 31(x)6
	11/32	LTC14(H)(T) - 34(x)6
3/32	3/8	LTC14(H)(T) - 37(x)6
	5/16	LTC14(H)(T) - 31(x)8
	11/32	LTC14(H)(T) - 34(x)8
	3/8	LTC14(H)(T) - 37(x)8
	7/16	LTC14(H)(T) - 43(x)8

Torque Control Tooling

LTC22 Series

0.25" Thick Head - (T2 - T3)



Ordering Information:

1. Select the *Head Offset* required (H)
2. Select Nut Setting *Torque* (T)
3. Select the *Socket Hex Size* needed
4. Select the *Socket Length* required (x)
4. Select the *Hex Tip* required
5. Combine Part Numbers as Shown Below

Example Extended Socket

LTC225T2 - 25B5

LTC22 ----- Basic Tool
5 ----- 2.10" Offset
T2 ----- 15 to 25 in-lbs. Torque Range
25 ----- 1/4" Socket Hex
B --- 1/2" Long Extended Socket
5 - 1/16" Hex Tip

H	Head Offset
3	0.95"
5	2.10"

T	Torque Range
T2	15 to 25 in - lbs
T3	26 to 55 in - lbs

X	Socket Length
B	0.5"
D	1.0"
F	1.5"
H	2.0"
L	3.0"
P	4.0"

Tool Data	
Performance Rated @	90 PSI
Air Inlet	1/4 N.P.T.
RPM	T2 - T3 = 600

Hex Tip	Socket Hex	Complete Part #
1/16	7/32	LTC22(H)(T) - 21(x)5
	1/4	LTC22(H)(T) - 25(x)5
	9/32	LTC22(H)(T) - 28(x)5
	5/16	LTC22(H)(T) - 31(x)5
	11/32	LTC22(H)(T) - 34(x)5
5/64	7/32	LTC22(H)(T) - 21(x)6
	1/4	LTC22(H)(T) - 25(x)6
	9/32	LTC22(H)(T) - 28(x)6
	5/16	LTC22(H)(T) - 31(x)6
	11/32	LTC22(H)(T) - 34(x)6
	3/8	LTC22(H)(T) - 37(x)6
3/32	5/16	LTC22(H)(T) - 31(x)8
	11/32	LTC22(H)(T) - 34(x)8
	3/8	LTC22(H)(T) - 37(x)8
	7/16	LTC22(H)(T) - 43(x)8

Torque Control Tooling

LTC23 Series

0.33" Thick Head - (T2 - T4)



Ordering Information:

1. Select the *Head Offset* required (H)
2. Select *Nut Setting Torque* (T)
3. Select the *Socket Hex Size* needed
4. Select the *Socket Length* required (x)
4. Select the *Hex Tip* required
5. Combine Part Numbers as Shown Below

Example Extended Socket

LTC235T2 - 25B5

LTC23 ----- Basic Tool
5 ----- 2.10" Offset
T2 ----- 15 to 25 in-lbs. Torque Range
25 ----- 1/4" Socket Hex
B --- 1/2" Long Extended Socket
5 - 1/16" Hex Tip

Example Flush:

LTC235T2 - 25 - 5

LTC23 ----- Basic Tool
5 ----- 2.10" Offset
T2 ----- 15 to 25 in-lbs. Torque Range
25 ----- 1/4" Flush Socket Hex
5 - 1/16 Hex Tip

H	Head Offset
3	0.95"
5	2.10"
7*	3.44"

* Not available above T3

T	Torque Range
T2	15 to 25 in - lbs
T3	26 to 55 in - lbs
T4	40 to 80 in - lbs

X	Socket Length
-	flush
B	0.5"
D	1.0"
F	1.5"
H	2.0"
L	3.0"
P	4.0"

Tool Data

Performance Rated @	90 PSI
Air Inlet	1/4 N.P.T.
RPM	T2 - T3 = 600 T4 = 400

Hex Tip	Socket Hex	Complete Part #
1/16	7/32	LTC23(H)(T) - 21(x)5
	1/4	LTC23(H)(T) - 25(x)5
	9/32	LTC23(H)(T) - 28(x)5
	5/16	LTC23(H)(T) - 31(x)5
	11/32	LTC23(H)(T) - 34(x)5
5/64	7/32	LTC23(H)(T) - 21(x)6
	1/4	LTC23(H)(T) - 25(x)6
	9/32	LTC23(H)(T) - 28(x)6
	5/16	LTC23(H)(T) - 31(x)6
	11/32	LTC23(H)(T) - 34(x)6
3/32	3/8	LTC23(H)(T) - 37(x)6
	5/16	LTC23(H)(T) - 31(x)8
	11/32	LTC23(H)(T) - 34(x)8
	3/8	LTC23(H)(T) - 37(x)8
	7/16	LTC23(H)(T) - 43(x)8

Torque Control Tooling

LTC24 Series

0.46" Thick Head - (T2 - T5)



Ordering Information:

1. Select the *Head Offset* required (H)
2. Select Nut Setting *Torque* (T)
3. Select the *Socket Hex Size*
4. Select the *Socket Length* required (x)
4. Select the *Hex Tip* required
5. Combine Part Numbers as Shown Below

Example Extended Socket

LTC245T2 - 25B5

LTC24 ----- Basic Tool
5 ----- 2.10" Offset
T2 ----- 15 to 25 in-lbs. Torque Range
25 ----- 1/4" Socket Hex
B --- 1/2" Long Extended Socket
5 - 1/16" Hex Tip

Example Flush

LTC245T2 - 25 - 5

LTC24 ----- Basic Tool
5 ----- 2.10" Offset
T2 ----- 15 to 25 in-lbs. Torque Range
25 ----- 1/4" Flush Socket Hex
5 - 1/16 Hex Tip

H	Head Offset
3	0.95"
5	2.10"
7	3.44"
9	4.78"

T	Torque Range
T2	15 to 25 in - lbs
T3	26 to 55 in - lbs
T4	40 to 80 in - lbs
T5	80 to 120 in - lbs

X	Socket Length
-	flush
B	0.5"
D	1.0"
F	1.5"
H	2.0"
L	3.0"
P	4.0"

Tool Data	
Performance Rated @	90 PSI
Air Inlet	1/4 N.P.T.
RPM	T2 - T3 = 600 T4 - T5 = 400

Hex Tip	Socket Hex	Complete Part #
1/16	7/32	LTC24(H)(T) - 21(x)5
	1/4	LTC24(H)(T) - 25(x)5
	9/32	LTC24(H)(T) - 28(x)5
	5/16	LTC24(H)(T) - 31(x)5
5/64	11/32	LTC24(H)(T) - 34(x)5
	7/32	LTC24(H)(T) - 21(x)6
	1/4	LTC24(H)(T) - 25(x)6
	9/32	LTC24(H)(T) - 28(x)6
	5/16	LTC24(H)(T) - 31(x)6
3/32	11/32	LTC24(H)(T) - 34(x)6
	3/8	LTC24(H)(T) - 37(x)6
	5/16	LTC24(H)(T) - 31(x)8
	11/32	LTC24(H)(T) - 34(x)8
	3/8	LTC24(H)(T) - 37(x)8
	7/16	LTC24(H)(T) - 43(x)8

Torque Control Tooling
LTC300 Series
(T2 - T5)



Ordering Information:

1. Select the *Nut Setting Torque (T)*
2. Select the *Socket Hex Size*
3. Select the *Socket Length* required (x)
4. Select the *Hex Tip*
5. Combine Part Numbers as Shown Below

Example: **LTC300T2 - 25P5**

LTC300 ----- Basic Tool
T2 ----- 15 to 25 in-lbs. Torque Range
25 ----- 1/4" Socket Hex
P --- 4" Long Extended Socket
5 - 1/16" Hex Tip

T	Torque Range
T2	15 to 25 in - lbs
T3	26 to 55 in - lbs
T4	40 to 80 in - lbs
T5	80 to 120 in - lbs

X	Socket Length
H	2.0"
P	4.0"

Tool Data	
Performance Rated @	90 PSI
Air Inlet	1/4 N.P.T.
RPM	T2 - T3 = 600 T4 - T5 = 400

Hex Tip	Socket Hex	Complete Part #
1/16	7/32	LTC300(T) - 21(x)5
	1/4	LTC300(T) - 25(x)5
	9/32	LTC300(T) - 28(x)5
	5/16	LTC300(T) - 31(x)5
	11/32	LTC300(T) - 34(x)5
5/64	7/32	LTC300(T) - 21(x)6
	1/4	LTC300(T) - 25(x)6
	9/32	LTC300(T) - 28(x)6
	5/16	LTC300(T) - 31(x)6
	11/32	LTC300(T) - 34(x)6
3/32	3/8	LTC300(T) - 37(x)6
	5/16	LTC300(T) - 31(x)8
	11/32	LTC300(T) - 34(x)8
	3/8	LTC300(T) - 37(x)8
	7/16	LTC300(T) - 43(x)8

Torque Control Tooling

LTC42 Series

0.25" Thick Head - (T2 - T3)



Ordering Information:

1. Select the *Head Offset* required (H)
2. Select *Nut Setting Torque* (T)
3. Select the *Socket Hex Size*
4. Select the *Socket Length* required (x)
4. Select the *Hex Tip* required
5. Combine Part Numbers as Shown Below

Example Extended Socket

LTC425T2 - 25B5

LTC42 ----- Basic Tool
5 ----- 2.10" Offset
T2 ----- 15 to 25 in-lbs. Torque Range
25 ----- 1/4" Socket Hex
B --- 1/2" Long Extended Socket
5 - 1/16" Hex Tip

H	Head Offset
3	0.95"
5	2.10"

T	Torque Range
T2	15 to 25 in - lbs
T3	26 to 55 in - lbs

X	Socket Length
B	0.5"
D	1.0"
F	1.5"
H	2.0"
L	3.0"
P	4.0"

Tool Data	
Performance Rated @	90 PSI
Air Inlet	1/4 N.P.T.
RPM	T2 = 600 T3 = 400

Hex Tip	Socket Hex	Complete Part #
1/16	7/32	LTC42(H)(T) - 21(x)5
	1/4	LTC42(H)(T) - 25(x)5
	9/32	LTC42(H)(T) - 28(x)5
	5/16	LTC42(H)(T) - 31(x)5
	11/32	LTC42(H)(T) - 34(x)5
5/64	7/32	LTC42(H)(T) - 21(x)6
	1/4	LTC42(H)(T) - 25(x)6
	9/32	LTC42(H)(T) - 28(x)6
	5/16	LTC42(H)(T) - 31(x)6
	11/32	LTC42(H)(T) - 34(x)6
	3/8	LTC42(H)(T) - 37(x)6
3/32	5/16	LTC42(H)(T) - 31(x)8
	11/32	LTC42(H)(T) - 34(x)8
	3/8	LTC42(H)(T) - 37(x)8
	7/16	LTC42(H)(T) - 43(x)8

Torque Control Tooling

LTC43 Series

0.33" Thick Head - (T2 - T4)



Ordering Information:

1. Select the *Head Offset* required (H)
2. Select *Nut Setting Torque* (T)
3. Select the *Socket Hex Size*
4. Select the *Socket Length* required (x)
4. Select the *Hex Tip* required
5. Combine Part Numbers as Shown Below

Example Extended Socket

LTC435T2 - 25B5

LTC43 ----- Basic Tool
5 ----- 2.10" Offset
T2 ----- 15 to 25 in-lbs. Torque Range
25 ----- 1/4" Socket Hex
B --- 1/2" Long Extended Socket
5 - 1/16" Hex Tip.

Example Flush

LTC435T2 - 25 - 5

LTC43 ----- Basic Tool
5 ----- 2.10" Offset
T2 ----- 15 to 25 in-lbs. Torque Range
25 ----- 1/4" Flush Socket Hex
5 - 1/16 Hex Tip

H	Head Offset
3	0.95"
5	2.10"
7*	3.44"

* Not available above T3

T	Torque Range
T2	15 to 25 in - lbs
T3	26 to 55 in - lbs
T4	40 to 80 in - lbs

X	Socket Length
-	flush
B	0.5"
D	1.0"
F	1.5"
H	2.0"
L	3.0"
P	4.0"

Tool Data	
Performance Rated @	90 PSI
Air Inlet	1/4 N.P.T.
RPM	T2 = 600 T3 -T4 = 400

Hex Tip	Socket Hex	Complete Part #
1/16	7/32	LTC43(H)(T) - 21(x)5
	1/4	LTC43(H)(T) - 25(x)5
	9/32	LTC43(H)(T) - 28(x)5
	5/16	LTC43(H)(T) - 31(x)5
	11/32	LTC43(H)(T) - 34(x)5
5/64	7/32	LTC43(H)(T) - 21(x)6
	1/4	LTC43(H)(T) - 25(x)6
	9/32	LTC43(H)(T) - 28(x)6
	5/16	LTC43(H)(T) - 31(x)6
	11/32	LTC43(H)(T) - 34(x)6
3/32	3/8	LTC43(H)(T) - 37(x)6
	5/16	LTC43(H)(T) - 31(x)8
	11/32	LTC43(H)(T) - 34(x)8
	3/8	LTC43(H)(T) - 37(x)8
	7/16	LTC43(H)(T) - 43(x)8

Torque Control Tooling

LTC44 Series

0.46" Thick Head - (T2 - T5)



Ordering Information:

1. Select the *Head Offset* required (H)
2. Select Nut Setting *Torque* (T)
3. Select the *Socket Hex Size*
4. Select the *Socket Length* required (x)
4. Select the *Hex Tip* required
5. Combine Part Numbers as Shown Below

Example Extended Socket

LTC445T2 - 25B5

LTC44 ----- Basic Tool
5 ----- 2.10" Offset
T2 ----- 15 to 25 in-lbs. Torque Range
25 ----- 1/4" Socket Hex
B --- 1/2" Long Extended Socket
5 - 1/16" Hex Tip

Example Flush

LTC445T2 - 25 - 5

LTC44 ----- Basic Tool
5 ----- 2.10" Offset
T2 ----- 15 to 25 in-lbs. Torque Range
25 ----- 1/4" Flush Socket Hex
5 - 1/16 Hex Tip

H	Head Offset
3	0.95"
5	2.10"
7	3.44"
9	4.78"

T	Torque Range
T2	15 to 25 in - lbs
T3	26 to 55 in - lbs
T4	40 to 80 in - lbs
T5	80 to 120 in - lbs

X	Socket Length
-	flush
B	0.5"
D	1.0"
F	1.5"
H	2.0"
L	3.0"
P	4.0"

Tool Data	
Performance Rated @	90 PSI
Air Inlet	1/4 N.P.T.
RPM	T2 = 600 T3 - T4 = 400 T5 = 350

Hex Tip	Socket Hex	Complete Part #
1/16	7/32	LTC44(H)(T) - 21(x)5
	1/4	LTC44(H)(T) - 25(x)5
	9/32	LTC44(H)(T) - 28(x)5
	5/16	LTC44(H)(T) - 31(x)5
	11/32	LTC44(H)(T) - 34(x)5
5/64	7/32	LTC44(H)(T) - 21(x)6
	1/4	LTC44(H)(T) - 25(x)6
	9/32	LTC44(H)(T) - 28(x)6
	5/16	LTC44(H)(T) - 31(x)6
	11/32	LTC44(H)(T) - 34(x)6
	3/8	LTC44(H)(T) - 37(x)6
3/32	5/16	LTC44(H)(T) - 31(x)8
	11/32	LTC44(H)(T) - 34(x)8
	3/8	LTC44(H)(T) - 37(x)8
	7/16	LTC44(H)(T) - 43(x)8

Torque Control Tooling

LTC52 Series

0.25" Thick Head - (T2 - T3)



Ordering Information:

1. Select the *Head Offset* required (H)
2. Select Nut Setting *Torque* (T)
3. Select the *Socket Hex Size*
4. Select the *Socket Length* required (x)
4. Select the *Hex Tip* required
5. Combine Part Numbers as Shown Below

Example Extended Socket

LTC525T2 - 25B5

LTC52 ----- Basic Tool
5 ----- 2.10" Offset
T2 ----- 15 to 25 in-lbs. Torque Range
25 ----- 1/4" Socket Hex
B --- 1/2" Long Extended Socket
5 - 1/16" Hex Tip

H	Head Offset
3	0.95"
5	2.10"

T	Torque Range
T2	15 to 25 in - lbs
T3	26 to 55 in - lbs

X	Socket Length
B	0.5"
D	1.0"
F	1.5"
H	2.0"
L	3.0"
P	4.0"

Tool Data	
Performance Rated @	90 PSI
Air Inlet	1/4 N.P.T.
RPM	T2 = 600 T3 = 400

Hex Tip	Socket Hex	Complete Part #
1/16	7/32	LTC52(H)(T) - 21(x)5
	1/4	LTC52(H)(T) - 25(x)5
	9/32	LTC52(H)(T) - 28(x)5
	5/16	LTC52(H)(T) - 31(x)5
	11/32	LTC52(H)(T) - 34(x)5
5/64	7/32	LTC52(H)(T) - 21(x)6
	1/4	LTC52(H)(T) - 25(x)6
	9/32	LTC52(H)(T) - 28(x)6
	5/16	LTC52(H)(T) - 31(x)6
	11/32	LTC52(H)(T) - 34(x)6
	3/8	LTC52(H)(T) - 37(x)6
3/32	5/16	LTC52(H)(T) - 31(x)8
	11/32	LTC52(H)(T) - 34(x)8
	3/8	LTC52(H)(T) - 37(x)8
	7/16	LTC52(H)(T) - 43(x)8

Torque Control Tooling

LTC53 Series

0.33" Thick Head - (T2 - T4)



Ordering Information:

1. Select the *Head Offset* required (H)
2. Select Nut Setting *Torque* (T)
3. Select the *Socket Hex Size*
4. Select the *Socket Length* required (x)
4. Select the *Hex Tip* required
5. Combine Part Numbers as Shown Below

Example Extended Socket

LTC535T2 - 25B5

LTC53 ----- Basic Tool
5 ----- 2.10" Offset
T2 ----- 15 to 25 in-lbs. Torque Range
25 ----- 1/4" Socket Hex
B --- 1/2" Long Extended Socket
5 - 1/16" Hex Tip

Example Flush

LTC535T2 - 25 - 5

LTC53 ----- Basic Tool
5 ----- 2.10" Offset
T2 ----- 15 to 25 in-lbs. Torque Range
25 ----- 1/4" Flush Socket Hex
5 - 1/16 Hex Tip

H	Head Offset
3	0.95"
5	2.10"
7*	3.44"

* Not available above T3

T	Torque Range
T2	15 to 25 in - lbs
T3	26 to 55 in - lbs
T4	40 to 80 in - lbs

X	Socket Length
-	flush
B	0.5"
D	1.0"
F	1.5"
H	2.0"
L	3.0"
P	4.0"

Tool Data	
Performance Rated @	90 PSI
Air Inlet	1/4 N.P.T.
RPM	T2 = 600 T3 - T4 = 400

Hex Tip	Socket Hex	Complete Part #
1/16	7/32	LTC53(H)(T) - 21(x)5
	1/4	LTC53(H)(T) - 25(x)5
	9/32	LTC53(H)(T) - 28(x)5
	5/16	LTC53(H)(T) - 31(x)5
	11/32	LTC53(H)(T) - 34(x)5
5/64	7/32	LTC53(H)(T) - 21(x)6
	1/4	LTC53(H)(T) - 25(x)6
	9/32	LTC53(H)(T) - 28(x)6
	5/16	LTC53(H)(T) - 31(x)6
	11/32	LTC53(H)(T) - 34(x)6
	3/8	LTC53(H)(T) - 37(x)6
3/32	5/16	LTC53(H)(T) - 31(x)8
	11/32	LTC53(H)(T) - 34(x)8
	3/8	LTC53(H)(T) - 37(x)8
	7/16	LTC53(H)(T) - 43(x)8

Torque Control Tooling

LTC54 Series

0.46" Thick Head - (T2 - T5)



H	Head Offset
3	0.95"
5	2.10"
7	3.44"
9	4.78"

T	Torque Range
T2	15 to 25 in - lbs
T3	26 to 55 in - lbs
T4	40 to 80 in - lbs
T5	80 to 120 in - lbs

X	Socket Length
-	flush
B	0.5"
D	1.0"
F	1.5"
H	2.0"
L	3.0"
P	4.0"

Tool Data

Performance Rated @	90 PSI
Air Inlet	1/4 N.P.T.
RPM	T2 = 600 T3 - T4 = 400 T5 = 350

Ordering Information:

1. Select the *Head Offset* required (H)
2. Select *Nut Setting Torque* (T)
3. Select the *Socket Hex Size*
4. Select the *Socket Length* required (x)
4. Select the *Hex Tip* required
5. Combine Part Numbers as Shown Below

Example Extended Socket

LTC545T2 - 25B5

LTC54 ----- Basic Tool
 5 ----- 2.10" Offset
 T2 ----- 15 to 25 in-lbs. Torque Range
 25 ----- 1/4" Socket Hex
 B --- 1/2" Long Extended Socket
 5 - 1/16" Hex Tip

Example Flush

LTC545T2 - 25 - 5

LTC54 ----- Basic Tool
 5 ----- 2.10" Offset
 T2 ----- 15 to 25 in-lbs. Torque Range
 25 ----- 1/4" Flush Socket Hex
 5 - 1/16 Hex Tip

Hex Tip	Socket Hex	Complete Part #
1/16	7/32	LTC54(H)(T) - 21(x)5
	1/4	LTC54(H)(T) - 25(x)5
	9/32	LTC54(H)(T) - 28(x)5
	5/16	LTC54(H)(T) - 31(x)5
	11/32	LTC54(H)(T) - 34(x)5
5/64	7/32	LTC54(H)(T) - 21(x)6
	1/4	LTC54(H)(T) - 25(x)6
	9/32	LTC54(H)(T) - 28(x)6
	5/16	LTC54(H)(T) - 31(x)6
	11/32	LTC54(H)(T) - 34(x)6
3/32	3/8	LTC54(H)(T) - 37(x)6
	5/16	LTC54(H)(T) - 31(x)8
	11/32	LTC54(H)(T) - 34(x)8
	3/8	LTC54(H)(T) - 37(x)8
	7/16	LTC54(H)(T) - 43(x)8

Torque Control Tooling

LTC600 Series

(T2 - T5)



Ordering Information:

1. Select the *Head Offset* required (H)
2. Select *Nut Setting Torque* (T)
3. Select the *Socket Hex Size*
4. Select the *Socket Length* required (x)
4. Select the *Hex Tip* required
5. Combine Part Numbers as Shown Below

Example: **LTC600T2 - 25P5**

LTC600 ----- Basic Tool
T2 ----- 15 to 25 in-lbs. Torque Range
25 ----- 1/4" Socket Hex
P --- 4" Long Extended Socket
5 - 1/16" Hex Tip

T	Torque Range
T2	15 to 25 in - lbs
T3	26 to 55 in - lbs
T4	40 to 80 in - lbs
T5	80 to 120 in - lbs

X	Socket Length
D	1.0"
F	1.5"
H	2.0"
L	3.0"
P	4.0"

Tool Data	
Performance Rated @	90 PSI
Air Inlet	1/4 N.P.T.
RPM	T2 = 600 T3 - T4 = 400 T5 = 350

Hex Tip	Socket Hex	Complete Part #
1/16	7/32	LTC600(T) - 21(x)5
	1/4	LTC600(T) - 25(x)5
	9/32	LTC600(T) - 28(x)5
	5/16	LTC600(T) - 31(x)5
	11/32	LTC600(T) - 34(x)5
5/64	7/32	LTC600(T) - 21(x)6
	1/4	LTC600(T) - 25(x)6
	9/32	LTC600(T) - 28(x)6
	5/16	LTC600(T) - 31(x)6
	11/32	LTC600(T) - 34(x)6
3/32	3/8	LTC600(T) - 37(x)6
	5/16	LTC600(T) - 31(x)8
	11/32	LTC600(T) - 34(x)8
	3/8	LTC600(T) - 37(x)8
	7/16	LTC600(T) - 43(x)8

WESTEC[®] - Sales & Services In India

Office No. 12, 1st Floor, Hermes Atrium,
B wing, Plot 57, Sector – 11,
CBD Belapur, Navi Mumbai – 400 614

Mob: 9821 0327 20 | Tel:+91-22-2756 6533
Telefax: +91-22-2756 6534 | Website - <http://westec-india.com/>
E-mail: westecnavimumbai@vsnl.net